

## Ridership

Fixed Route ridership increased by **32%**



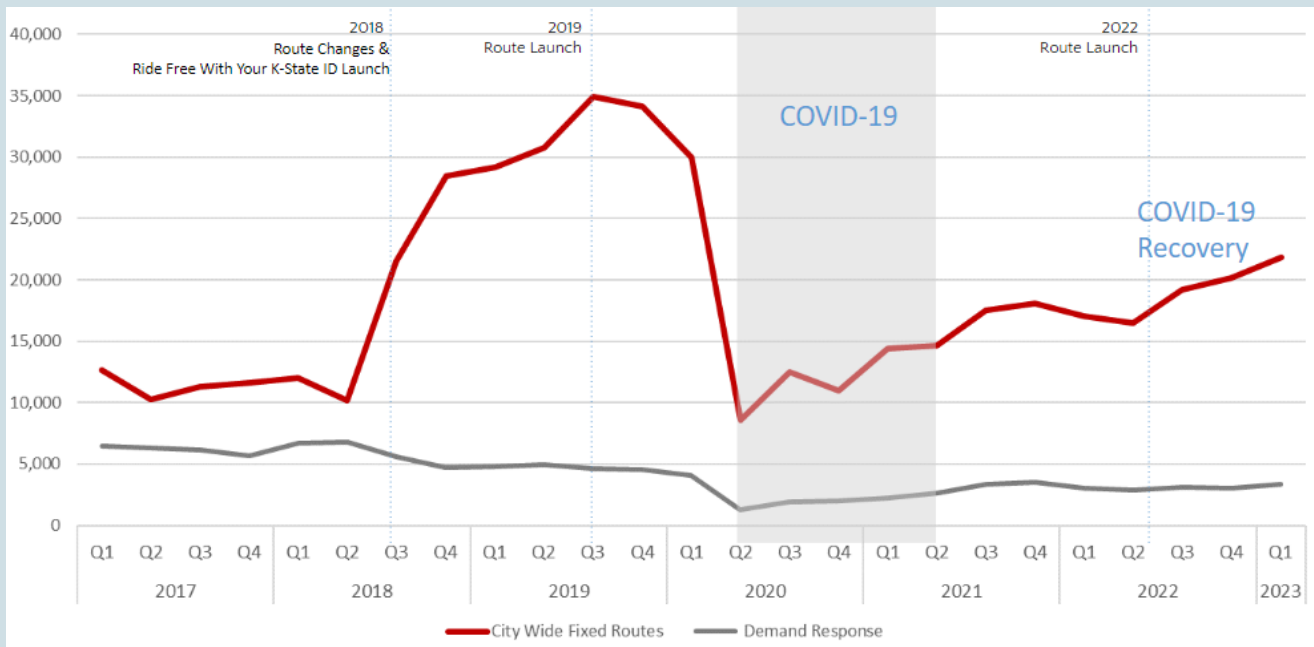
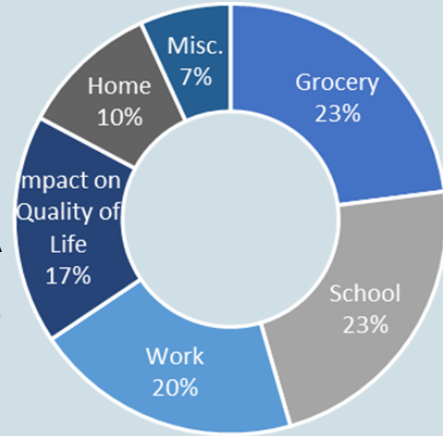
67% of riders have zero household vehicles



**44%** ↑ in Demand Response, "curb-to-curb" trips from FY21 to FY22

With **10% of trips involving passengers in wheelchairs** **ADA** ✓

Over half of surveyed riders are using ATA Bus to go to and from school, work and to get groceries.



**Community Locations Within a 5-Minute Walk of a Bus Stop**



**100%** of Grocery Stores



**81%** of Apartments/Dorms



**63%** of Medical Centers



**76%** of Businesses



**100%** of Social Services

## Community Connection

1,080 Bus Passes Distributed to Service Orgs to combat Food Insecurity in MHK thru GMCF Diehl Grant in FY2022-23  
Awarded again for FY2023-24



**RIDE FREE TO THE POOLS!**

Pick up your **FREE** bus pass at City Hall any time after purchasing your pool pass!

Must be 11 years old and up to ride without an adult

**PARKS & REC**  
LIVE · LEARN · PLAY

**ata Bus**


Partnership with Parks & Rec to offer free bus passes to those with pool passes as in kind donation. All initial bus passes were claimed in the first week and more had to be brought in! Will run through Summer 2023

## Economic Impact

**\$54,192** Walmart   
Save money. Live better.

estimated annual local sales tax revenue from ATA Bus riders


Note: estimated annual sales tax based on the number of fixed route and demand response boardings and the average amount spent per trip: \$60  
<https://money.usnews.com/money/personal-finance/saving-and-budgeting/articles/how-much-should-i-spend-on-groceries>

 **87%** of trips on transit directly benefit the local economy

**FHATA Dollars STAY LOCAL! \$\$\$**

FHATA employees living in MHK were paid **\$975,163** in FY22



 FHATA spent **\$236,279** on fuel in MHK during FY22

FHATA spent **\$200,000** on other goods and services in MHK during FY22



## Infrastructure Improvements

**FHATA Contribution to City of MHK thru Federal/State Dollar Leverage \$929,597**

Westloop Shelter  
Completed Nov. 2022



Manhattan Ave. Shelter  
Completed Jan. 2023



N Poyntz Ave. Shelter  
Completed June 2023



S Poyntz Ave. Shelter  
Completed June 2023



One Shelter slated for later 2023, Fremont Project with City of Manhattan

## Funding

For every \$1 ATA Bus spends, Manhattan matches it at \$.049



Federal 50%



State 20%



Local 30%

← **Manhattan Contribution**  
=  
→ **23.5%** of the Total Match  
**4.9%** of the ATA's Total Budget