

2024 BUDGET APPROPRIATION FACT SHEET



We believe in empowering people and connecting communities.

Ridership

16% INCREASE Projected growth of Fixed Route Ridership from FY22 to FY23

Projected growth of Demand Response Ridership from FY22 to FY23 **10% INCREASE**

Top 5 Fixed Route Stops

1. Dillons
2. Walmart
3. Hospital
4. 14th & Calhoun
5. JC High School

Top 5 Demand Response Stops

1. Ogden Community Center
2. JC Middle School
3. Footlocker
4. JC High School
5. Roadway Inn

Economic Impact

\$27,283  **\$10,357** 

\$37,640 total



estimated annual local sales tax revenue from ATA Bus riders

Note: estimated annual sales tax based on the number of fixed route and demand response boardings and the average amount spent per trip: \$60
<https://money.usnews.com/money/personal-finance/saving-and-budgeting/articles/how-much-should-i-spend-on-groceries>

\$98,273 of fuel bought in Geary County



FHATA employees living in Geary County were paid **\$449,523**

50% of Fixed Route Riders are riding to go to work or grocery shopping  



87% of trips on transit directly benefit the local economy

ATA Bus has received funding to expand the K18 connector between Manhattan and Junction City




Funding

For every \$1 ATA Bus spends, Geary County matches it at \$.02



Federal 50%



State 20%



Local 30%

← Geary County Contribution = 12% of the Total Match →
→ 2% of the ATA's Total Budget